



**Design Features**

- \*Sturdy welded construction with 1700 lb weight capacity (uniformly distributed)
- \*Fully ventilated locking front door that can be mounted left or right
- \*Fully ventilated split rear door with solid triple point latching system.
- \*Two pairs of panel mounting rails with unique notches at "u" increments to ease equipment installation
- \*Panel mounting rails are fully adjustable front and back
- \*Fan box with 4 fans
- \*Installed casters
- \*Includes ventilated shelves (one with 27U cabinet and two with 42U cabinet)
- \*6 cable management brackets
- \*Sides are easily removable to allow quick assembly access
- \*Rack made of 18 ga. steel with 14 ga. panel mounting rails
- \*Open base for convenient cable access
- \*Covered slot in top for additional cable access
- \*Vented at top and bottom of sides
- \*Comes fully assembled in a crate to eliminate freight damage

**Bonus Features**

**Finishes**

Black textured powder coating (easy to clean)

Catalog Number	Drawings	Panel Space (width x height)	"U"	Overall Height	Overall Width	Overall Depth	Clear Inside Depth	Weight (Lbs.)
SRP-8131		19.00" x 47.25"	27	52.32"	23.62"	35.43"	28.19"	270
SRP-8134		19.00" x 73.50"	42	78.70"	23.62"	35.43"	28.19"	360
SRP-8141		19.00" x 47.25"	27	52.32"	23.62"	43.30"	36.06"	293
SRP-8144		19.00" x 73.50"	42	78.70"	23.62"	43.30"	36.06"	390

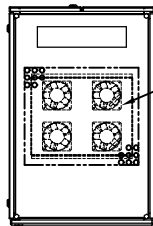


MATERIAL:  
 PANEL MOUNTING RAILS - 14 GA [2.00] STEEL  
 SHELF - 18 GAGE [1.20] STEEL  
 ALL OTHER PARTS - 18 GAGE [1.20] STEEL

FINISH:  
 BLACK TEXTURED POWDER COATING

PANEL MOUNTING RAILS HAVE 0.350 [8.89] SQUARE HOLES  
 IN E.I.A. UNIVERSAL HOLE SPACING

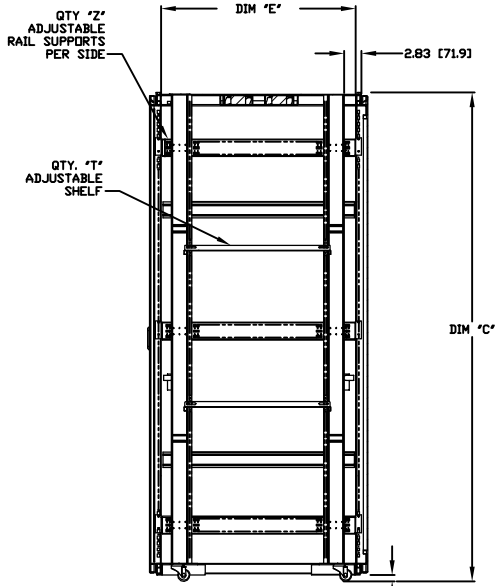
SUPPLIED HARDWARE KIT TO INCLUDE:  
 QTY. (Y) M6 CAGE NUT  
 QTY. (X) M6 PAN HEAD SCREW  
 QTY. (V) NYLON FLAT WASHER  
 QTY. (8) KEYS



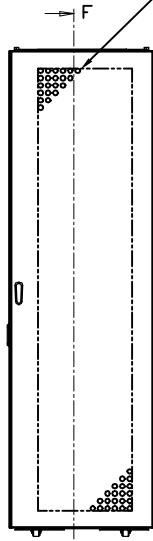
QTY. (4) FANS  
 125 VAC, 80 CFM EACH

GRID PATTERN TYP.  
 NOT TO RELATIVE SCALE

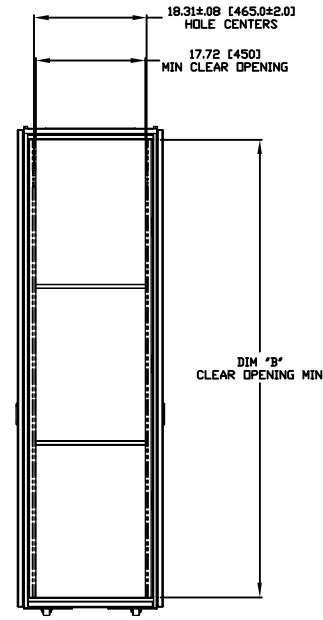
TOP VIEW



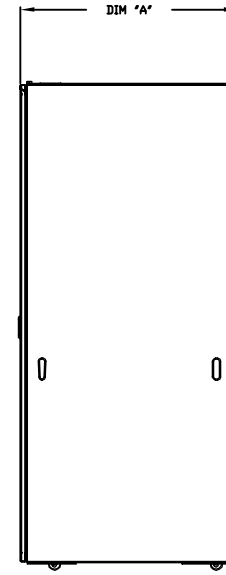
SECTION F-F



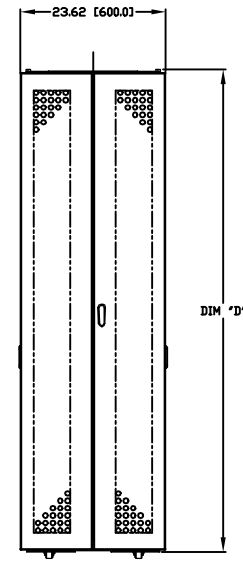
FRONT VIEW



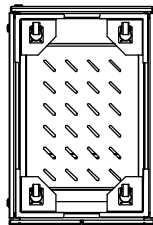
FRONT VIEW DOOR REMOVED



RIGHT SIDE VIEW



BACK VIEW



BOTTOM VIEW

PART NO	'U'	'A'	'B' CLEAR MIN	'C'	'D'	'E'	'Z'	'V'	'X'	'W'	'Y'	'T'
SRP-8131	27	35.43 [900.0]	47.32 [1202.0]	52.32 [1329.0]	51.14 [1299]	31.56 [801.6]	2	25	25	25	4	1
SRP-8134	42	35.43 [900.0]	73.90 [1877.0]	78.70 [1999.0]	77.52 [1969]	31.56 [801.6]	3	40	40	40	4	2
SRP-8141	27	43.31 [1100.0]	47.32 [1202.0]	52.32 [1329.0]	51.14 [1299]	39.43 [1001.6]	2	25	25	25	4	1
SRP-8144	42	43.31 [1100.0]	73.90 [1877.0]	78.70 [1999.0]	77.52 [1969]	39.43 [1001.6]	3	40	40	40	4	2

ITEM	REQ'D.	PART NO.	DESCRIPTION
TOLERANCES:		MAT. NOTED	SCALE:
±.000 [0.0] UNLESS OTHERWISE SPECIFIED		FINISH: NOTED	NAME: SRP-SERIES
		DR. RD 8-19-08	PROFESSIONAL_SERIES
		CH.	BUD INDUSTRIES, INC
		APP.	VILLOUGHBY, OHIO
QTY.	USED ON		DWG. NO. SRP-SERIES